

# My journey. My way.

*Lincoln Director*<sup>SM</sup>  
program

**EVERGREENE COMPANIES  
401(K) PLAN**

RETIREMENT PLAN  
SERVICES

Overview

# How do you see yourself in retirement?

Whether your vision of retirement involves enjoying leisure activities, spending time with family and friends, or pursuing a second career, your “time after work” will be as unique as you are. But whatever your goals, the steps to achieving them are common to everyone.



Don't have a specific goal in mind? Maybe retirement seems really far away or you haven't taken the time to consider what you want to do when it arrives. That's okay. The important thing is to start saving for your future right now. After all, the more money you have in retirement, the more options you'll have. And who doesn't like to have choices?

## Redefine retirement.

Thanks to advances in healthcare, we're living longer, healthier lives. While that means you may be able to work well past age 65, it also means your retirement could last 25 years or more. And your savings need to last as long as your retirement does.

Social Security is likely to make up only a portion of what you'll need in retirement. Your employer-sponsored plan may be your single biggest source of income.



# Put the power of the plan to work for you.

You're eligible to participate in a valuable benefit: your employer-sponsored retirement plan. Designed to help you save for your financial future, your plan offers several great advantages:

**It's easy.** Contributions are automatically deducted from your paycheck every pay period.

**You'll enjoy tax advantages.** If you contribute on a pretax basis, your contributions are deducted from your salary before taxes, reducing your taxable income. If your plan permits and you make after-tax Roth contributions, you pay taxes up front, allowing you to make tax-free withdrawals in retirement, provided your Roth account has been in existence for at least five years and the distribution is due to your death or disability or is made on or after the date you become age 59½.

**Your money compounds over time.**

Thanks to the power of compounding, you have the ability to make money on your money and potentially grow your savings.

**You may get free money.** If your plan offers employer matching contributions, be sure to take advantage of them. If you don't, it's like saying "no" to free money.

**You can take it with you.** Any money you put into the plan is yours to keep—even if you change jobs.

## Helping you every step of the way—from hired through retired

Lincoln Financial provides help during every stage of retirement planning—from enrollment through retirement. Whether you're a first-time participant or simply are new to the plan, we will provide step-by-step instructions for making the most of your employer-sponsored retirement plan.

### Enroll online! It's fast and easy.

- Visit [LincolnFinancial.com/Register](https://LincolnFinancial.com/Register) to register for online account access.
- Follow the prompts, and after registration, you'll be directed to your account page to enroll in the plan.
- Choose your contribution rate and investment option and you're enrolled!



**My journey. My way.**

### Put time on your side.

Whether retirement seems far off or right around the corner, the truth is, you'll never have more time to save than you do today. And when it comes to saving for retirement, starting early is the smartest move you can make. You have the potential to make money on your money—earning returns on your account balance and new contributions. So the longer your money can grow, the better off you'll be.

### Improve your financial outlook by starting early.

For example, let's say Miguel and Alyssa both started working at age 25. Miguel immediately started contributing \$150 a month to the plan and continued until his retirement at age 65. Alyssa waited until she was 35 to join the plan and contributed \$200 a month until her retirement at the same age.

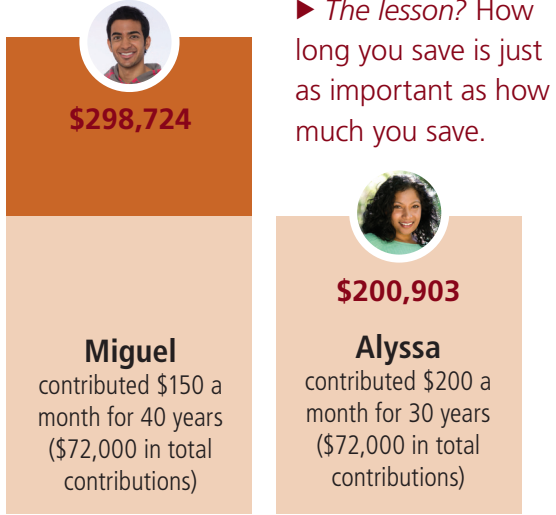
Each contributed the same total amount—\$72,000.

**At retirement, how much more do you think Miguel had? Nearly \$100,000 more!**

**Ready to get started?**

Visit [LincolnFinancial.com/Register](https://LincolnFinancial.com/Register).  
In just a few clicks, you're done.

**It's really that simple.**



This example assumes a 6% rate of return, compounded monthly. This is a hypothetical example and is not indicative of any product or performance and does not reflect any expense associated with investing. The assumed rate of return is not guaranteed. Taxes are due upon distribution of the tax-deferred amount, and, if shown, results would be lower. Distributions taken before age 59½ may be subject to an additional 10% federal tax. It is possible to lose money by investing in securities.

# Let's go!

Now that you've decided to take advantage of this convenient and cost-effective way to save for retirement, you need to make two decisions.

## 1 Decide how much to save.

### New to saving? Start with 6%.

Not sure where to start? It's okay to start small. Even modest contributions can add up over time. The important thing is to begin saving—consistently and automatically—for your future. It's one habit that can really pay off later.

### Accustomed to saving? Increase by 2%.

If you're already in the habit of saving, challenge yourself to save 2% more each year, striving for a savings rate of 10% to 15%. These small, gradual steps can have a big impact on your savings over time, as the chart shows.

### Feeling confident? Max out.

If you can swing it, your best option is to contribute the maximum now, while you have time for your savings to grow. With your direct payroll deductions, you may never miss the money. Age 50 or older? Then consider making catch-up contributions—additional contributions that can help you finish strong!

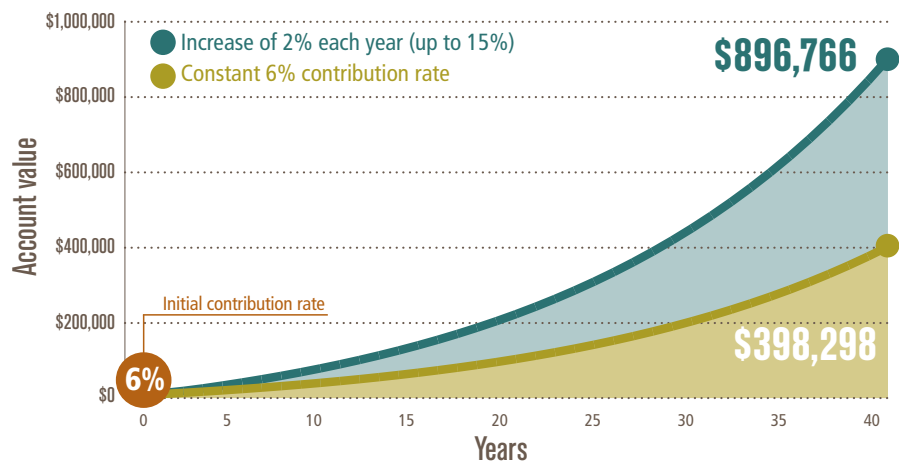
### Meet the match, if one is offered.

If your plan offers employer matching funds, be sure to contribute enough to receive all the "free money" to which you're entitled. Not only is it a valuable benefit, it's a great way to accelerate your savings progress.

#### The power of 2% more

This hypothetical example assumes:

- An annual salary of \$40,000
- Contributions invested over 40 years
- A 6% rate of return, compounded monthly in a tax-deferred account
- No matching contributions



This is a hypothetical example. It is not indicative of any product or performance and does not reflect any expense associated with investing. Taxes are due upon distribution of the tax-deferred amount and, if shown, results would be lower. Distributions taken before age 59½ may be subject to an additional 10% federal tax. It is possible to lose money investing in securities.

## 2 Decide where to invest.

Every investor is different. That's why it's important to plan ahead for your retirement while keeping in mind these four fundamentals of smart investing that can help you decide where to invest.

### Set a long-term goal.

Your long-term goal should be unique to your situation — when you plan to retire, what you expect to do during retirement, and whether you'll have any other sources of income. Consider setting short-term goals along the way, such as how much to contribute to your workplace retirement plan today and when and how much you'll increase your contributions in the future.

### Help keep pace with inflation.

If not for inflation, preparing for retirement would be as simple as putting money in a savings account. Unfortunately, it's not that easy. Returns on savings accounts rarely beat inflation over time. Prudent investing can help you keep pace with inflation and preserve your money's purchasing power.

### Understand and manage risk.

Remember, there is such a thing as playing it too safe. When you invest, you should consider various types of risk. There's a chance that you'll lose money or that it won't grow as much as expected. A wise investor doesn't try to avoid all risk, but does try to manage it.

### Diversify your portfolio.

A good rule of thumb is to diversify your investments through asset allocation. Asset allocation is the way your money is spread among four major asset classes: stocks, bonds, balanced/asset allocation funds, and cash/stable value options. Diversifying among asset classes may help minimize risk, but it cannot eliminate the risk of investment losses.

**My journey. My way.**



Want to learn more?

Your retirement plan representative can provide you with educational support that may help you select investments that align with your financial goals.

Learn about investing strategies, watch informative videos, and test drive helpful tools at

[LincolnFinancial.com/Retirement](https://LincolnFinancial.com/Retirement).



# Your path to financial wellness

## Lincoln *WellnessPATH*®

Our personalized financial wellness tool helps you manage your financial life. From creating a budget to building an emergency fund to paying down debt, this easy-to-use online tool puts the focus on achieving your goals.




### How does it work?

It's easy to get started.

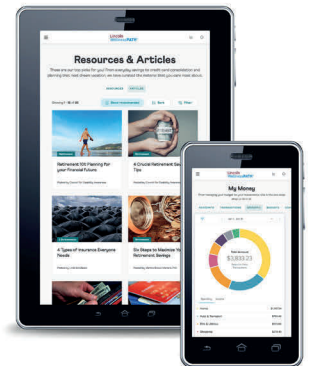
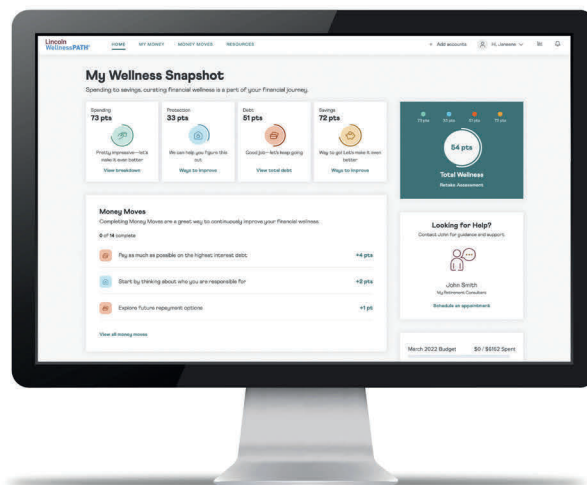
1. Log in to **LincolnFinancial.com/WellnessPATH**.
2. If applicable, click on the View Details button on the overview page.
3. Select the Find Your Path button on the account summary page.

The first time you use the tool, you'll take a short quiz to help you set goals so you can immediately take action.



### Information at a glance

On the dashboard, you'll quickly see whether you're on target to meet your goals. If you have areas that need improvement, **Lincoln WellnessPATH**® helps you set and track your progress toward your short-term to-do's and your long-term goals.





### **Link your accounts**

In My Money, you can securely link financial accounts to easily monitor your progress across cash flow, spending and saving.



### **Suggested educational content**

Based on your quiz answers, the Library suggests quick tips and articles that are relevant to you.

**Keep it up!**

Use the **Lincoln *WellnessPATH***<sup>®</sup> tool on a regular basis to keep track of your complete financial picture and help move yourself along the path to financial wellness.



# Can't decide?

**You can still enroll.**

## Qualified Default Investment Alternative

If you want to participate in your employer-sponsored retirement plan, but do not elect any of the investment options provided, your contributions will automatically be invested in a qualified default investment fund or model portfolio selected by your employer.

## What is a default investment?

The Department of Labor defines a Qualified Default Investment Alternative (QDIA) as an investment fund or model portfolio that's designed to provide both long-term appreciation and capital preservation through a mix of equity and fixed income exposures based on an employee's age, target retirement date, life expectancy or other risk considerations for the plan's employees overall. QDIAs are designed to change their asset allocation and associated risk levels over time with the objective of becoming more conservative as an employee's age increases.

### QDIA features

Provides a default investment option for employees who do not make an affirmative investment election for their company retirement plan account.

---

Helps ensure that contributions are invested appropriately in a mix of equity and fixed income investments appropriate for long-term retirement savings.

---

Is managed by either an investment manager or an investment company registered under the Investment Company Act of 1940.

# Important investment information

## Performance

**When used as supplemental sales literature, investment information must be accompanied by this disclosure statement.**

**The performance data quoted represents past performance; past performance does not guarantee future results. Investment returns and principal value will fluctuate so your account balance, when redeemed, may be worth more or less than your original cost.**

**Current performance may be lower or higher than the performance data quoted. Instances of high double-digit returns are highly unusual and cannot be sustained. Investors should be aware that returns vary due to market conditions.**

**When the Separate Account's inception date is less than 10 years, hypothetical performance is based on the inception date of the underlying fund, which predates the inclusion of the underlying fund in the product. This hypothetical representation depicts how the investment option would have performed had the fund been available in the variable annuity during the time period.**

**To obtain the most current performance, please contact 800-510-4015 or go to [www.LincolnFinancial.com](http://www.LincolnFinancial.com).**

The annualized returns do take into account any applicable distributions and deductions from the underlying mutual fund.

There is no additional tax-deferral benefit for an annuity contract purchased in an IRA or other tax-qualified plan.

## Issuing Company

*Lincoln Director*<sup>SM</sup>, a group variable annuity contract, is issued on variations of contract form 19476 and state variations and amendment forms AR-450 or AR-450A and AR-451 or AR-451A by The Lincoln National Life Insurance Company, Fort Wayne, IN, and distributed by Lincoln Financial Distributors, Inc., Radnor, PA, a broker-dealer.

**The Lincoln National Life Insurance Company does not solicit business in the state of New York, nor is it authorized to do so. Contractual obligations are subject to the claims-paying ability of The Lincoln National Life Insurance Company.**

Contracts sold in New York are issued on variations of contract form 19476NY and amendment forms AR 450 or AR-450NYA and AR 451 or AR-451NYA by Lincoln Life & Annuity Company of New York, Syracuse, NY. **Contractual obligations are subject to the claims-paying ability of Lincoln Life & Annuity Company of New York.**

Products and features are subject to state availability. Limitations and exclusions may apply.

## Fees and Expenses

The performance shown reflects the deduction of the average operating expense of the underlying mutual fund or collective investment trust, as well as the investment management fees that are charged by Lincoln under the group variable annuity contract. All other contract fees, including the asset charge, have not been deducted. If these fees had been deducted, this performance would have been lower. Contact your plan administrator for fee information specific to your company's retirement plan.

Fee and expense information is based on information available as of 03/31/2022.

## Benchmark

A benchmark index gives the investor a point of reference for evaluating a fund's performance. Each investment option in the Plan's lineup is compared with a secondary index, based on its Morningstar Category. For example, all funds in the large-growth category are compared with the Russell Top 200 Growth index.

## Investment Risk

**Foreign securities portfolios/emerging markets portfolios:** Portfolios that invest in foreign securities involve special additional risks. These risks include, but are not limited to: currency risk, political risk, and risk associated with varying accounting standards. Investing in emerging markets can accentuate these risks.

**Sector portfolios:** Portfolios that invest exclusively in one sector or industry involve additional risks. The lack of industry diversification subjects the investor to increased industry-specific risks.

**Nondiversified portfolios:** Portfolios that invest assets in a single issuer or a few issuers involve additional risks, including share price fluctuations, because of the increased concentration of investment.

**Small-cap portfolios:** Portfolios that invest in stocks of small companies involve additional risks. Smaller companies typically have a higher risk of failure and are not as well established as larger blue-chip companies. Historically, smaller-company stocks have experienced a greater degree of market volatility than the overall market average and may be less liquid than larger companies.

**Mid-cap portfolios:** Portfolios that invest in companies with market capitalization below \$10 billion involve additional risks. The securities of these companies may be more volatile and less liquid than the securities of larger companies.

**High-yield bond portfolios:** Portfolios that invest in less-than-investmentgrade-rated debt securities (commonly referred to as junk bonds) involve additional risks because of the lower credit quality of the securities in the portfolio. The investor should be aware of the possible higher level of volatility and increased risk of default.

**REITs:** The value of the shares of a REIT fund will fluctuate with the value of the underlying assets (real estate properties). There are special risk factors associated with REITs, such as interest rate risk and the illiquidity of the real estate market.

## Fund Restrictions

**Guaranteed Stable Value Account:** Transfers out of the Guaranteed Stable Value Account may be subject to equity wash provisions.

**Frequent trading policy:** Transactions associated with market timing — such as frequent, large, or short-term transfers among investment options — can affect the underlying funds and their investments. Lincoln Financial therefore reviews the number of transfers that a participant makes within given periods of time to determine if any transfer attempts to capitalize upon short-term movements in the equity markets (Market Timing Policy). If so, the participant's transfer activity will be subject to further scrutiny. Potential market timing or frequent trading may result in future trading restrictions, up to and including temporary (or permanent) revocation of telephone exchange privileges.

**Fund-specific restrictions:** Fund companies may have their own policies and procedures with respect to frequent purchases and redemptions of their respective shares, which may be more or less restrictive than the frequent trading policies and procedures of other investment options and Lincoln Financial's Market Timing Policy.

## Performance and fee overview

	Separate Account	Average annual total returns as of March 31, 2022						Fees
		YTD	One Year	Three Years	Five Years	Ten Years	Since Inception	Fees
<b>Aggressive</b>								
<b>American Funds New World Fund® Class R-6 (07/16)<sup>1</sup></b>	SA6J	-10.34	-6.50	9.91	9.86	7.13	8.27	0.57
Diversified Emerging Mkts Capital Research and Management Company MSCI EM NR USD		-6.97	-11.37	4.94	5.98	3.36		
<b>DWS Enhanced Commodity Strategy Fund Class R6 (08/19)<sup>2,10</sup></b>	SAJR	22.78	47.96	15.12	8.36	1.22	1.93	0.89
Commodities Broad Basket DWS Investment Management Americas, Inc. Bloomberg Commodity TR USD		25.55	49.25	16.12	9.00	-0.70		
<b>Vanguard Mid-Cap Growth Index Fund Admiral Shares (07/16)<sup>3,11</sup></b>	SAB3	-12.32	4.33	16.72	15.34	13.27	10.55	0.07
Mid-Cap Growth Vanguard Group Inc Russell Mid Cap Growth TR USD		-12.58	-0.89	14.81	15.10	13.52		
<b>Vanguard Small Cap Growth Index Admiral (05/17)<sup>3,11</sup></b>	SAE6	-11.94	-9.25	11.84	12.64	11.92	9.26	0.07
Small Growth Vanguard Group Inc Russell 2000 Growth TR USD		-12.63	-14.33	9.88	10.33	11.21		
<b>Moderately Aggressive</b>								
<b>American Funds International Growth and Income Fund Class R-6 (07/16)<sup>4</sup></b>	SA6F	-8.83	-4.21	7.60	6.84	6.02	6.88	0.54
Foreign Large Blend Capital Research and Management Company MSCI ACWI Ex USA NR USD		-5.44	-1.48	7.51	6.76	5.55		
<b>American Funds New Perspective Fund® Class R-6 (07/16)<sup>4</sup></b>	SA6H	-9.96	3.98	17.65	15.64	13.13	12.54	0.41
World Large-Stock Growth Capital Research and Management Company ---		---	---	---	---	---		
<b>JPMorgan Large Cap Growth Fund Class R6 (07/16)</b>	SABL	-10.21	6.24	24.87	23.71	17.18	10.89	0.44
Large Growth J.P. Morgan Investment Management, Inc. Russell 1000 Growth TR USD		-9.04	14.98	23.60	20.88	17.04		
<b>Vanguard Developed Markets Index Fund Admiral Shares (07/16)<sup>4,11</sup></b>	SACH	-6.05	0.70	8.54	7.16	6.67	4.55	0.07
Foreign Large Blend Vanguard Group Inc MSCI ACWI Ex USA NR USD		-5.44	-1.48	7.51	6.76	5.55		
<b>Vanguard International Growth Fund Admiral Shares (07/16)<sup>4</sup></b>	SAAX	-16.45	-16.21	14.87	14.11	10.47	10.83	0.32
Foreign Large Growth Schroder Investment Management North America Inc. MSCI ACWI Ex USA Growth NR USD		-10.78	-6.16	9.12	8.60	6.70		
<b>Vanguard International Value Fund Investor Shares (07/16)<sup>4</sup></b>	SAAY	-5.10	-3.09	7.10	6.36	5.78	8.44	0.36
Foreign Large Value ARGA Investment Management, LP MSCI ACWI Ex USA Value NR USD		0.13	3.31	5.44	4.67	4.24		
<b>Vanguard Mid-Cap Value Index Fund Admiral Shares (07/16)<sup>3,11</sup></b>	SAB4	0.04	13.28	14.10	10.45	12.37	9.39	0.07
Mid-Cap Value Vanguard Group Inc Russell Mid Cap Value TR USD		-1.82	11.45	13.69	9.99	12.01		

	Separate Account	Average annual total returns as of March 31, 2022						Fees
		YTD	One Year	Three Years	Five Years	Ten Years	Since Inception	Fees
<b>Moderately Aggressive (continued)</b>								
<b>Vanguard Real Estate Index Fund Admiral Shares (05/14)<sup>5,11</sup></b>	SAB5	-5.97	21.45	11.44	9.67	9.70	10.45	0.12
Real Estate Vanguard Group Inc S&P United States REIT TR USD		-3.99	26.33	10.94	9.54	9.63		
<b>Vanguard Small Cap Value Index Admiral (05/17)<sup>3,11</sup></b>	SAE7	-1.20	8.35	13.20	9.61	11.87	9.00	0.07
Small Value Vanguard Group Inc Russell 2000 Value TR USD		-2.40	3.32	12.73	8.57	10.54		
<b>Moderate</b>								
<b>American Funds Investment Company of America® Class R-6 (07/16)</b>	SA6G	-4.64	11.72	15.47	12.80	13.07	12.20	0.27
Large Blend Capital Research and Management Company Russell 1000 TR USD		-5.13	13.27	18.71	15.82	14.53		
<b>DFA U.S. Large Cap Value Portfolio Institutional Class (07/16)<sup>10</sup></b>	SA7K	-0.35	11.24	12.83	10.07	12.33	10.23	0.22
Large Value Dimensional Fund Advisors LP Russell 1000 Value TR USD		-0.74	11.67	13.02	10.29	11.70		
<b>Vanguard 500 Index Fund Admiral Class (07/16)<sup>11</sup></b>	SACG	-4.61	15.60	18.89	15.95	14.60	11.53	0.04
Large Blend Vanguard Group Inc Russell 1000 TR USD		-5.13	13.27	18.71	15.82	14.53		
<b>Vanguard LifeStrategy Conservative Growth Fund Investor Shares (07/16)<sup>6,12</sup></b>	SAAZ	-5.68	-0.18	6.52	6.15	5.95	6.78	0.12
Allocation--30% to 50% Equity Vanguard Group Inc Morningstar Mod Con Tgt Risk TR USD		-5.35	0.36	6.74	6.27	5.66		
<b>Vanguard LifeStrategy Growth Fund Investor Shares (07/16)<sup>6,12</sup></b>	SAB1	-5.72	3.96	11.51	10.01	9.41	8.34	0.14
Allocation--70% to 85% Equity Vanguard Group Inc Morningstar Mod Agg Tgt Risk TR USD		-5.07	4.01	10.92	9.73	8.96		
<b>Vanguard LifeStrategy Income Fund Investor Shares (10/18)<sup>12</sup></b>	SAEP	-5.61	-2.29	3.90	4.11	4.11	5.90	0.11
Allocation--15% to 30% Equity Vanguard Group Inc Morningstar Con Tgt Risk TR USD		-5.42	-1.70	4.09	4.12	3.60		
<b>Vanguard LifeStrategy Moderate Growth Fund Investor Shares (07/16)<sup>6,12</sup></b>	SAB2	-5.66	1.88	9.03	8.10	7.71	7.69	0.13
Allocation--50% to 70% Equity Vanguard Group Inc Morningstar Mod Tgt Risk TR USD		-5.19	2.26	8.88	8.02	7.35		
<b>YourPath Passive Retirement Income Aggressive (06/20)<sup>7,12</sup></b>	SAHA	-3.29	4.09	---	---	---	10.54	0.10
Target-Date Retirement Morningstar Investment Management LLC Morningstar Lifetime Mod Incm TR USD		-4.14	2.32	6.81	6.02	5.10		
<b>YourPath Passive Retirement Income Conservative (01/20)<sup>7,12</sup></b>	SAH8	-1.70	3.09	---	---	---	5.04	0.09
Target-Date Retirement Morningstar Investment Management LLC Morningstar Lifetime Mod Incm TR USD		-4.14	2.32	6.81	6.02	5.10		

		Average annual total returns as of March 31, 2022						Fees
		YTD	One Year	Three Years	Five Years	Ten Years	Since Inception	Fees
<b>Moderate (continued)</b>								
<b>YourPath Passive Retirement Income Moderate (08/19)<sup>7,12</sup></b>	SAH9	-2.43	3.70	---	---	---	7.70	0.10
Target-Date Retirement								
Morningstar Investment Management LLC								
Morningstar Lifetime Mod Incm TR USD		-4.14	2.32	6.81	6.02	5.10		
<b>YourPath Passive 2010 Aggressive (06/20)<sup>7,12</sup></b>	SAG9	-3.60	4.02	---	---	---	11.06	0.11
Target-Date 2000-2010								
Morningstar Investment Management LLC								
Morningstar Lifetime Mod 2010 TR USD		-4.69	2.48	7.32	6.56	5.81		
<b>YourPath Passive 2010 Conservative (03/20)<sup>7,12</sup></b>	SAG7	-2.05	2.77	---	---	---	6.94	0.10
Target-Date 2000-2010								
Morningstar Investment Management LLC								
Morningstar Lifetime Mod 2010 TR USD		-4.69	2.48	7.32	6.56	5.81		
<b>YourPath Passive 2010 Moderate (09/19)<sup>7,12</sup></b>	SAG8	-2.82	3.43	---	---	---	7.52	0.10
Target-Date 2000-2010								
Morningstar Investment Management LLC								
Morningstar Lifetime Mod 2010 TR USD		-4.69	2.48	7.32	6.56	5.81		
<b>YourPath Passive 2015 Aggressive (06/20)<sup>7,12</sup></b>	SAGC	-3.18	4.79	---	---	---	12.43	0.11
Target-Date 2015								
Morningstar Investment Management LLC								
Morningstar Lifetime Mod 2015 TR USD		-5.26	2.56	7.76	7.00	6.30		
<b>YourPath Passive 2015 Conservative (10/19)<sup>7,12</sup></b>	SAGA	-2.47	2.63	---	---	---	6.35	0.10
Target-Date 2015								
Morningstar Investment Management LLC								
Morningstar Lifetime Mod 2015 TR USD		-5.26	2.56	7.76	7.00	6.30		
<b>YourPath Passive 2015 Moderate (07/19)<sup>7,12</sup></b>	SAGB	-3.04	3.69	---	---	---	7.49	0.10
Target-Date 2015								
Morningstar Investment Management LLC								
Morningstar Lifetime Mod 2015 TR USD		-5.26	2.56	7.76	7.00	6.30		
<b>YourPath Passive 2020 Aggressive (03/20)<sup>7,12</sup></b>	SAGF	-4.20	4.34	---	---	---	19.17	0.11
Target-Date 2020								
Morningstar Investment Management LLC								
Morningstar Lifetime Mod 2020 TR USD		-5.67	2.69	8.26	7.48	6.89		
<b>YourPath Passive 2020 Conservative (08/19)<sup>7,12</sup></b>	SAGD	-2.80	2.63	---	---	---	6.78	0.10
Target-Date 2020								
Morningstar Investment Management LLC								
Morningstar Lifetime Mod 2020 TR USD		-5.67	2.69	8.26	7.48	6.89		
<b>YourPath Passive 2020 Moderate (07/19)<sup>7,12</sup></b>	SAGE	-3.35	3.86	---	---	---	8.01	0.10
Target-Date 2020								
Morningstar Investment Management LLC								
Morningstar Lifetime Mod 2020 TR USD		-5.67	2.69	8.26	7.48	6.89		
<b>YourPath Passive 2025 Aggressive (10/19)<sup>7,12</sup></b>	SAGI	-4.61	4.57	---	---	---	11.61	0.12
Target-Date 2025								
Morningstar Investment Management LLC								
Morningstar Lifetime Mod 2025 TR USD		-5.93	2.92	8.85	8.06	7.60		
<b>YourPath Passive 2025 Conservative (12/19)<sup>7,12</sup></b>	SAGG	-3.23	2.48	---	---	---	7.07	0.10
Target-Date 2025								
Morningstar Investment Management LLC								
Morningstar Lifetime Mod 2025 TR USD		-5.93	2.92	8.85	8.06	7.60		
<b>YourPath Passive 2025 Moderate (07/19)<sup>7,12</sup></b>	SAGH	-3.81	3.83	---	---	---	8.72	0.11
Target-Date 2025								
Morningstar Investment Management LLC								
Morningstar Lifetime Mod 2025 TR USD		-5.93	2.92	8.85	8.06	7.60		

	Separate Account	Average annual total returns as of March 31, 2022						Fees
		YTD	One Year	Three Years	Five Years	Ten Years	Since Inception	Fees
<b>Moderate (continued)</b>								
<b>YourPath Passive 2030 Aggressive (09/19)<sup>7,12</sup></b> Target-Date 2030 Morningstar Investment Management LLC Morningstar Lifetime Mod 2030 TR USD	SAGL	-5.08	4.69	---	---	---	12.10	0.12
<b>YourPath Passive 2030 Conservative (10/19)<sup>7,12</sup></b> Target-Date 2030 Morningstar Investment Management LLC Morningstar Lifetime Mod 2030 TR USD	SAGJ	-3.70	2.58	---	---	---	7.82	0.11
<b>YourPath Passive 2030 Moderate (07/19)<sup>7,12</sup></b> Target-Date 2030 Morningstar Investment Management LLC Morningstar Lifetime Mod 2030 TR USD	SAGK	-4.45	3.74	---	---	---	9.40	0.11
<b>YourPath Passive 2035 Aggressive (09/19)<sup>7,12</sup></b> Target-Date 2035 Morningstar Investment Management LLC Morningstar Lifetime Mod 2035 TR USD	SAGO	-5.39	4.85	---	---	---	12.98	0.12
<b>YourPath Passive 2035 Conservative (10/19)<sup>7,12</sup></b> Target-Date 2035 Morningstar Investment Management LLC Morningstar Lifetime Mod 2035 TR USD	SAGM	-4.28	2.62	---	---	---	8.38	0.11
<b>YourPath Passive 2035 Moderate (07/19)<sup>7,12</sup></b> Target-Date 2035 Morningstar Investment Management LLC Morningstar Lifetime Mod 2035 TR USD	SAGN	-4.95	4.07	---	---	---	10.18	0.12
<b>YourPath Passive 2040 Aggressive (09/19)<sup>7,12</sup></b> Target-Date 2040 Morningstar Investment Management LLC Morningstar Lifetime Mod 2040 TR USD	SAGR	-5.63	4.79	---	---	---	14.47	0.13
<b>YourPath Passive 2040 Conservative (12/19)<sup>7,12</sup></b> Target-Date 2040 Morningstar Investment Management LLC Morningstar Lifetime Mod 2040 TR USD	SAGP	-4.77	2.98	---	---	---	8.14	0.12
<b>YourPath Passive 2040 Moderate (07/19)<sup>7,12</sup></b> Target-Date 2040 Morningstar Investment Management LLC Morningstar Lifetime Mod 2040 TR USD	SAGQ	-5.31	4.33	---	---	---	11.27	0.12
<b>YourPath Passive 2045 Aggressive (10/19)<sup>7,12</sup></b> Target-Date 2045 Morningstar Investment Management LLC Morningstar Lifetime Mod 2045 TR USD	SAGU	-5.70	4.58	---	---	---	14.87	0.13
<b>YourPath Passive 2045 Conservative (12/19)<sup>7,12</sup></b> Target-Date 2045 Morningstar Investment Management LLC Morningstar Lifetime Mod 2045 TR USD	SAGS	-5.23	3.16	---	---	---	9.65	0.12
<b>YourPath Passive 2045 Moderate (07/19)<sup>7,12</sup></b> Target-Date 2045 Morningstar Investment Management LLC Morningstar Lifetime Mod 2045 TR USD	SAGT	-5.50	4.30	---	---	---	11.85	0.13
<b>YourPath Passive 2050 Aggressive (09/19)<sup>7,12</sup></b> Target-Date 2050 Morningstar Investment Management LLC Morningstar Lifetime Mod 2050 TR USD	SAGX	-5.71	4.28	---	---	---	13.34	0.13

	Separate Account	Average annual total returns as of March 31, 2022						Fees
		YTD	One Year	Three Years	Five Years	Ten Years	Since Inception	Fees
<b>Moderate (continued)</b>								
<b>YourPath Passive 2050 Conservative</b> (12/19) <sup>7,12</sup>	SAGV	-5.43	3.34	---	---	---	10.09	0.12
Target-Date 2050								
Morningstar Investment Management LLC								
Morningstar Lifetime Mod 2050 TR USD		-5.38	4.81	11.64	10.29	9.53		
<b>YourPath Passive 2050 Moderate</b> (07/19) <sup>7,12</sup>	SAGW	-5.61	4.09	---	---	---	11.85	0.13
Target-Date 2050								
Morningstar Investment Management LLC								
Morningstar Lifetime Mod 2050 TR USD		-5.38	4.81	11.64	10.29	9.53		
<b>YourPath Passive 2055 Aggressive</b> (10/19) <sup>7,12</sup>	SAH1	-5.68	4.20	---	---	---	13.12	0.13
Target-Date 2055								
Morningstar Investment Management LLC								
Morningstar Lifetime Mod 2055 TR USD		-5.39	4.69	11.59	10.25	9.45		
<b>YourPath Passive 2055 Conservative</b> (01/20) <sup>7,12</sup>	SAGY	-5.61	3.18	---	---	---	9.33	0.13
Target-Date 2055								
Morningstar Investment Management LLC								
Morningstar Lifetime Mod 2055 TR USD		-5.39	4.69	11.59	10.25	9.45		
<b>YourPath Passive 2055 Moderate</b> (07/19) <sup>7,12</sup>	SAGZ	-5.68	3.87	---	---	---	11.83	0.13
Target-Date 2055								
Morningstar Investment Management LLC								
Morningstar Lifetime Mod 2055 TR USD		-5.39	4.69	11.59	10.25	9.45		
<b>YourPath Passive 2060 Aggressive</b> (09/19) <sup>12</sup>	SAH4	-5.69	4.11	---	---	---	12.61	0.13
Target-Date 2060								
Morningstar Investment Management LLC								
Morningstar Lifetime Mod 2060 TR USD		-5.41	4.52	11.50	10.17	9.36		
<b>YourPath Passive 2060 Conservative</b> (10/19) <sup>12</sup>	SAH2	-5.59	3.25	---	---	---	11.53	0.13
Target-Date 2060								
Morningstar Investment Management LLC								
Morningstar Lifetime Mod 2060 TR USD		-5.41	4.52	11.50	10.17	9.36		
<b>YourPath Passive 2060 Moderate</b> (07/19) <sup>12</sup>	SAH3	-5.66	3.82	---	---	---	11.67	0.13
Target-Date 2060								
Morningstar Investment Management LLC								
Morningstar Lifetime Mod 2060 TR USD		-5.41	4.52	11.50	10.17	9.36		
<b>YourPath Passive 2065 Aggressive</b> (10/19) <sup>12</sup>	SAH7	-5.71	3.95	---	---	---	12.85	0.13
Target-Date 2065+								
Morningstar Investment Management LLC								
Morningstar Lifetime Mod 2060 TR USD		-5.41	4.52	11.50	10.17	9.36		
<b>YourPath Passive 2065 Conservative</b> (08/20) <sup>12</sup>	SAH5	-5.56	3.29	---	---	---	14.24	0.13
Target-Date 2065+								
Morningstar Investment Management LLC								
Morningstar Lifetime Mod 2060 TR USD		-5.41	4.52	11.50	10.17	9.36		
<b>YourPath Passive 2065 Moderate</b> (08/19) <sup>12</sup>	SAH6	-5.66	3.82	---	---	---	13.15	0.13
Target-Date 2065+								
Morningstar Investment Management LLC								
Morningstar Lifetime Mod 2060 TR USD		-5.41	4.52	11.50	10.17	9.36		
<b>Moderately Conservative</b>								
<b>Baird Aggregate Bond Institutional Class</b> (05/17) <sup>8</sup>	SAEJ	-6.33	-4.46	2.04	2.45	2.90	4.78	0.30
Intermediate Core Bond								
Robert W. Baird & Co. Incorporated								
Bloomberg US Agg Bond TR USD		-5.93	-4.15	1.69	2.14	2.24		

	Separate Account	Average annual total returns as of March 31, 2022						Fees
		YTD	One Year	Three Years	Five Years	Ten Years	Since Inception	Fees
<b>Moderately Conservative (continued)</b>								
<b>Baird Core Plus Bond Institutional Class (05/17)</b> Intermediate Core-Plus Bond Robert W. Baird & Co. Incorporated Bloomberg US Universal TR USD	SAEK	-6.14	-4.13	2.39	2.75	3.09	---	0.30
		-6.11	-4.23	1.85	2.31	2.57		
<b>PIMCO International Bond Fund (U.S. Dollar-Hedged) Institutional Class (07/16)</b> World Bond-USD Hedged Pacific Investment Management Company, LLC Bloomberg Global Aggregate TR Hdg USD	SAA1	-3.73	-4.04	1.56	2.63	4.15	6.58	0.52
		-4.97	-3.92	1.30	2.25	2.84		
<b>Vanguard High-Yield Corporate Fund Admiral Shares (07/16)<sup>9</sup></b> High Yield Bond Wellington Management Company LLP ICE BofA US High Yield TR USD	SAAV	-4.22	-0.49	4.12	4.33	5.25	8.04	0.13
		-4.51	-0.29	4.40	4.56	5.70		
<b>Vanguard Inflation-Protected Securities Fund Admiral Shares (07/16)<sup>8</sup></b> Inflation-Protected Bond Vanguard Group Inc Bloomberg US Treasury US TIPS TR USD	SAAW	-2.74	4.21	6.13	4.30	2.62	5.24	0.10
		-3.02	4.29	6.22	4.43	2.69		
<b>Conservative</b>								
<b>Guaranteed Stable Value Account (05/83)<sup>13</sup></b> Stable Value ---	SV99	---	---	---	---	---	---	---
<b>Vanguard Ultra Short Term Bond Admiral (08/19)<sup>8</sup></b> Ultrashort Bond Vanguard Group Inc Bloomberg Govt/Corp 1 Yr Duration TR USD	SAKO	-1.01	-1.00	1.18	1.54	---	1.36	0.10
		-1.97	-2.32	0.85	1.16	0.83		



- 1 Investing in emerging markets can be riskier than investing in well-established foreign markets. International investing involves special risks not found in domestic investing, including increased political, social and economic instability.
- 2 Funds that concentrate investments in one region or industry may carry greater risk than more broadly diversified funds.
- 3 Funds that invest in small and/or mid-size company stocks typically involve greater risk, particularly in the short term, than those investing in larger, more established companies.
- 4 Investing internationally involves risks not associated with investing solely in the United States, such as currency fluctuation, political risk, differences in accounting and the limited availability of information.
- 5 REITs involve risks such as refinancing, economic conditions in the real estate industry, changes in property values, dependency on real estate management, and other risks associated with a portfolio that concentrates its investments in one sector or geographic region. Funds that concentrate investments in one region or industry may carry greater risk than more broadly diversified funds.
- 6 Asset allocation does not ensure a profit, nor protect against loss in a declining market.
- 7 The target date is the approximate date when investors plan to retire or start withdrawing their money. Some target date funds make no changes in asset allocations after the target date is reached; other target date funds continue to make asset allocation changes following the target date (see prospectus for the fund's allocation strategy). The principal value is not guaranteed at any time, including at the target date.
- 8 The return of principal in bond portfolios is not guaranteed. Bond Portfolios have the same interest rate, inflation, credit, prepayment and market risks that are associated with the underlying bonds owned by the fund (or account).
- 9 High yield portfolios may invest in high-yield or lower rated fixed-income securities (junk bonds), which may experience higher volatility and increased risk of non-payment or default.
- 10 Social Awareness funds only invest in companies that meet socially responsible criteria, so exposure to certain industry sectors may be greater or less than similar funds or market indexes, and thereby may lead to performance differences.
- 11 An index is unmanaged, and one cannot invest directly in an index.
- 12 Each Profile Fund is operated as a fund of funds which invests primarily in other funds rather than in individual securities. Funds of this nature may be more expensive than other investment options. The Profile Funds are asset allocation funds; asset allocation does not ensure a profit nor protect against loss.
- 13 SV99: The Guaranteed Stable Value Account is based on the ability of the Lincoln National Life Insurance Company to meet its financial obligations. Transfers to or from the Guaranteed Stable Value Account may be restricted by a 90-day equity wash.

## Investment risks

The following information reflects a complete listing of current investment risk disclosures. For more information on investment risks, log in to your account at [LincolnFinancial.com/Retirement](http://LincolnFinancial.com/Retirement).

### International

Investing internationally involves risks not associated with investing solely in the United States, such as currency fluctuation, political or regulatory risk, currency exchange rate changes, differences in accounting, and the limited availability of information.

### Small & mid cap

Funds that invest in small and/or midsize company stocks may be more volatile and involve greater risk, particularly in the short term, than those investing in larger, more established companies.

### Money market funds

**You can lose money by investing in the fund. Although the fund seeks to preserve the value of your investment at \$1.00 per share (or, for the LVIP Government Money Market Fund, at \$10.00 per share), it cannot guarantee it will do so. An investment in the fund is not insured or guaranteed by the Federal Deposit Insurance Corporation or any other government agency. The fund's sponsor has no legal obligation to provide financial support to the fund, and you should not expect that the sponsor will provide financial support to the fund at any time.**

### Index

An index is unmanaged, and one cannot invest directly in an index. Indexes do not reflect the deduction of any fees.

### Sector funds

Funds that target exposure to one region or industry may carry greater risk and higher volatility than more broadly diversified funds.

### Bonds

The return of principal in bond funds is not guaranteed. Bond funds have the same interest rate, inflation, credit, duration, prepayment and market risks that are associated with the underlying bonds owned by the fund or account.

### Asset allocation

Asset allocation does not ensure a profit or protect against loss in a declining market.

### High-yield or mortgage-backed funds

High-yield funds may invest in high-yield or lower rated fixed income securities (junk bonds) or mortgage-backed securities with exposure to subprime mortgages, which may experience higher volatility and increased risk of nonpayment or default.

### REIT

A real estate investment trust (REIT) involves risks such as refinancing, economic conditions in the real estate industry, declines in property values, dependency on real estate management, changes in property taxes, changes in interest rates and other risks associated with a portfolio that concentrates its investments in one sector or geographic region.

### Emerging markets

Investing in emerging markets can be riskier than investing in well-established foreign markets. International investing involves special risks not found in domestic investing, including increased political, social and economic instability, all of which are magnified in emerging markets.

### Fund of funds

Each fund is operated as a fund of funds that invests primarily in one or more other funds, rather than in individual securities. A fund of this nature may be more expensive than other investment options because it has additional levels of expenses. From time to time, the fund's advisor may modify the asset allocation to the underlying funds and may add new funds. A fund's actual allocation may vary from the target strategic allocation at any point in time. Additionally, the fund's advisor may directly manage assets of the underlying funds for a variety of purposes.

### S&P

The Index to which this fund is managed is a product of S&P Dow Jones Indices LLC (SPDJI) and has been licensed for use by one or more of the portfolio's service providers (licensee). Standard & Poor's® and S&P® are registered trademarks of Standard & Poor's Financial Services LLC (S&P); Dow Jones® is a registered trademark of Dow Jones Trademark Holdings LLC (Dow Jones); and these trademarks have been licensed for use by SPDJI and sublicensed for certain purposes by the licensee. S&P®, S&P GSCI® and the Index are trademarks of S&P and have been licensed for use by SPDJI and its affiliates and sublicensed for certain purposes by the licensee. The Index is not owned, endorsed, or approved by or associated with any additional third party. The licensee's products are not sponsored, endorsed, sold or promoted by SPDJI, Dow Jones, S&P, their respective affiliates, or their third party licensors, and none of these parties or their respective affiliates or third party licensors make any representation regarding the advisability of investing in such products, nor do they have liability for any errors, omissions, or interruptions of the Index®.

### Feeder funds

This fund operates under a master-feeder structure. The fund invests all its assets in a separate mutual fund (the master fund) that, in turn, purchases investment securities. Funds of this nature may be more expensive than other investment options. Performance, if shown, is from the inception date of each master fund that was purchased by the applicable LVIP American Fund (i.e., the feeder fund in the master-feeder fund structure). Performance information shown is that of each master fund, as adjusted for the feeder fund expenses, including the fees and expenses of the Service Class II shares and product fees. The performance information shown is not the feeder fund's own performance, and it should not be considered as indicative of past or future performance or as a substitute for the fund's performance.

### Multimanager

For those funds that employ a multimanager structure, the fund's advisor is responsible for overseeing the subadvisors. While the investment styles employed by the fund's subadvisors are intended to be complementary, they may not, in fact, be complementary. A multimanager approach may result in more exposure to certain types of securities risks and in higher portfolio turnover.

### Commodities

Exposure to the commodities markets may subject the fund to greater volatility than investments in traditional securities, particularly if the investments involve leverage. This fund will typically seek to gain exposure to the commodities markets by investing in commodity-linked derivative instruments, swap transactions, or index- and commodity-linked "structured" notes. These instruments may subject the fund to greater volatility than investments in traditional securities. A commodities fund may be non-diversified, which means it may incur greater risk by concentrating its assets in a smaller number of issuers than a diversified fund.

### Ultrashort bond funds

During periods of extremely low short-term interest rates, the fund may not be able to maintain a positive yield and, given a historically low interest rate environment, may experience risks associated with rising rates.

### Collective trusts

Collective trusts are non-deposit investment products, which are not bank deposits or obligations, are not guaranteed by any bank, and are not insured or guaranteed by the FDIC, the Federal Reserve Board, or any other government agency.

### Exchange-traded funds

Exchange-traded funds (ETFs) in this lineup are available through collective trusts or mutual funds. Investors cannot invest directly in an ETF.

### Target-date funds

The target date is the approximate date when investors plan to retire or start withdrawing their money. Some target-date funds make no changes in asset allocation after the target date is reached; other target-date funds continue to make asset allocation changes following the target date. (See the prospectus for the fund's allocation strategy.) The principal value is not guaranteed at any time, including at the target date. An asset allocation strategy does not guarantee performance or protect against investment losses. A "fund of funds" may be more expensive than other types of investment options because it has additional levels of expenses.

### MSCI

The fund described herein is indexed to an MSCI® index. It is not sponsored, endorsed, or promoted by MSCI®, and MSCI® bears no liability with respect to any such fund or to an index on which a fund is based. The prospectus and statement of additional information contain a more detailed description of the limited relationship MSCI® has with Lincoln Investment Advisors Corporation and any related funds.

### Floating rate funds

Floating rate funds should not be considered alternatives to CDs or money market funds and should not be considered as cash alternatives.

### Macquarie Investment Management

Investments in Delaware VIP Series, Delaware Funds, LVIP Delaware Funds or Lincoln Life accounts managed by Macquarie Investment Management Advisers, a series of Macquarie Investments Management Business Trust, are not and will not be deposits with or liabilities of Macquarie Bank Limited ABN 46008 583 542 and its holding companies, including their subsidiaries or related companies, and are subject to investment risk, including possible delays in prepayment and loss of income and capital invested. No Macquarie Group company guarantees or will guarantee the performance of the series or funds or accounts, the repayment of capital from the series or funds or account, or any particular rate of return.

### Risk management strategy

The fund's risk management strategy is not a guarantee, and the fund's shareholders may experience losses. The fund employs hedging strategies designed to provide downside protection during sharp downward movements in equity markets. The use of these hedging strategies may limit the upside participation of the fund in rising equity markets relative to other unhedged funds, and the effectiveness of such strategies may be impacted during periods of rapid or extreme market events.

### Managed volatility strategy

The fund's managed volatility strategy is not a guarantee, and the fund's shareholders may experience losses. The fund employs hedging strategies designed to reduce overall portfolio volatility. The use of these hedging strategies may limit the upside participation of the fund in rising equity markets relative to unhedged funds, and the effectiveness of such strategies may be impacted during periods of rapid or extreme market events.

### Alternative funds

Certain funds (sometimes called "alternative funds") expect to invest in (or may invest in some) positions that emphasize alternative investment strategies and/or nontraditional asset classes and, as a result, are subject to the risk factors of those asset classes and/or investment strategies. Some of those risks may include general economic risk, geopolitical risk, commodity-price volatility, counterparty and settlement risk, currency risk, derivatives risk, emerging markets risk, foreign securities risk, high-yield bond exposure, index investing risk, exchange-traded notes risk, industry concentration risk, leveraging risk, real estate investment risk, master limited partnership risk, master limited partnership tax risk, energy infrastructure companies risk, sector risk, short sale risk, direct investment risk, hard assets sector risk, active trading and "overlay" risks, event-driven investing risk, global macro strategies risk, temporary defensive positions and large cash positions. If you are considering investing in alternative investment funds, you should ensure that you understand the complex investment strategies sometimes employed and be prepared to tolerate the risks of such asset classes. For a complete list of risks, as well as a discussion of risk and investment strategies, please refer to the fund's prospectus. The fund may invest in derivatives, including futures, options, forwards and swaps. Investments in derivatives may cause the fund's losses to be greater than if it invested only in conventional securities and can cause the fund to be more volatile. Derivatives involve risks different from, or possibly greater than, the risks associated with other investments. The fund's use of derivatives may cause the fund's

investment returns to be impacted by the performance of securities the fund does not own and may result in the fund's total investment exposure exceeding the value of its portfolio.

### Dow Jones

Dow Jones is a registered trademark of Dow Jones Trademark Holdings LLC (Dow Jones). The trademark has been licensed to S&P Dow Jones Indices LLC and has been sublicensed for use for certain purposes by First Trust Advisors L.P. The product is not sponsored, endorsed, sold or promoted by Standard & Poor's, and Standard & Poor's makes no representation regarding the advisability of purchasing the product.

### S&P EWI

Standard & Poor's® "S&P®," "Standard & Poor's Equal Weight Index," "S&P EWI," "S&P 500®," "Standard & Poor's 500" and "500" are trademarks of The McGraw-Hill Companies, Inc. and have been licensed for use by the Invesco V.I. Equally-Weighted S&P 500 Fund. The fund is not sponsored, endorsed, sold or promoted by S&P, and S&P makes no representation regarding the advisability of investing in the fund.

### Manager of managers funds

Subject to approval of the fund's board, Lincoln Investment Advisors Corporation (LIAC) has the right to engage or terminate a subadvisor at any time, without a shareholder vote, based on an exemptive order from the Securities and Exchange Commission. LIAC is responsible for overseeing all subadvisors for funds relying on this exemptive order.

### Private equity

The fund is subject to certain underlying risks that affect the listed private equity companies in which the fund invests. These underlying risks may include, but are not limited to, additional liquidity risk, industry risk, non-U.S. security risk, currency risk, valuation risk, credit risk, managed portfolio risk and derivatives risk. There are inherent risks in investing in private equity companies, as little public information generally exists for private and thinly traded companies, and there is a risk that investors may not be able to make fully informed investment decisions. Listed private equity companies may have relatively concentrated portfolios, which may lead to more volatility. Certain fund investments may be exposed to liquidity risk due to low trading volume, lack of a market maker or legal restrictions limiting the availability of the fund to sell particular securities at any given price and/or time. As a result, these securities may be more difficult to value.

### YourPath®

The target date is the approximate date when investors plan to retire or start withdrawing their money. These target-date collective investment trusts may continue to make asset allocation changes following the target date. (See the fact sheets for the allocation strategy.) The principal value is not guaranteed at any time, including at the target date. A group annuity contract issued by The Lincoln National Life Insurance Company provides the stable value option in the collective trust. An asset allocation strategy does not guarantee performance or protect against investment losses. A target date collective trust may be more expensive than other types of investment options because it has additional levels of expenses. Collective trusts are non-deposit investment products, which are not bank deposits or obligations, are not guaranteed by any bank, and are not insured or guaranteed by the FDIC, the Federal Reserve Board or any other government agency.

### Capital strength

NASDAQ® and The Capital Strength Index<sup>SM</sup> are registered trademarks of NASDAQ, Inc. (collectively with its affiliates "NASDAQ"). The trademarks have been licensed for use for certain purposes by First Trust Advisors L.P. and First Trust Capital Strength Portfolio. The portfolio is not sponsored, endorsed, sold or promoted by NASDAQ, and NASDAQ makes no representation regarding the advisability of purchasing the portfolio.

### International developed capital strength

NASDAQ® and The International Developed Capital Strength Index<sup>SM</sup> are registered trademarks of NASDAQ, Inc. (collectively with its affiliates "NASDAQ"). The trademarks have been licensed for use for certain purposes by First Trust Advisors L.P. and First Trust International Developed Capital Strength Portfolio. The portfolio is not sponsored, endorsed, sold or promoted by NASDAQ, and NASDAQ makes no representation regarding the advisability of purchasing the portfolio.

This page is intentionally blank.



## Make the plan work for you.

Three easy ways to enroll or learn more:



Elect and submit your enrollment choices.



Meet with your retirement plan representative, who can help you get started.



Call our Customer Contact Center at 800-510-4015.

### Want to have it all in one place?

Do you have a retirement account with a former employer? If so, you may be able to consolidate your assets from one or more previous plans. Simply contact your retirement plan representative to understand your options and relevant considerations.

**You work hard for your money. Make sure it's working for you and your future. Enroll today!**



## Helping you achieve better retirement outcomes

We've helped more than 1.5 million Americans save, plan, and retire. We look forward to guiding you every step of the way – with resources and insight to help you enroll, decide how much to save, select investments, manage life events, and transition into retirement. Because we're optimistic about your future, and we think you should be, too.

**For more information, contact your financial representative or visit [LincolnFinancial.com/Retirement](http://LincolnFinancial.com/Retirement).**

Not a deposit
Not FDIC-insured
Not insured by any federal government agency
Not guaranteed by any bank or savings association
May go down in value

©2020 Lincoln National Corporation

[LincolnFinancial.com/Retirement](http://LincolnFinancial.com/Retirement)

Lincoln Financial Group is the marketing name for Lincoln National Corporation and its affiliates.

Affiliates are separately responsible for their own financial and contractual obligations.

LCN-3277929-100920

PDF 10/20 Z02

Order code: DIR-ENRLL-BRC001



Lincoln Financial Group® affiliates, their distributors, and their respective employees, representatives, and/or insurance agents do not provide tax, accounting, or legal advice. Please consult your own independent financial advisors as to any tax, accounting, or legal statements made herein.

A group variable annuity is a long-term investment product designed particularly for retirement purposes. Group annuities contain both investment and insurance components and have fees and expenses, including administrative and advisory fees. Optional features may be available for an additional charge. The annuity's value fluctuates with the market value of the underlying investment options, and all assets accumulate tax-deferred. Withdrawals may carry tax consequences, including possible tax penalties.

*Lincoln Director*™, a group variable annuity contract, is issued on variations of contract form 19476 and state variations and amendment forms AR-450 or AR-450A and AR-451 or AR-451A by The Lincoln National Life Insurance Company, Fort Wayne, IN, and distributed by Lincoln Financial Distributors, Inc., Radnor, PA, a broker-dealer. **The Lincoln National Life Insurance Company does not solicit business in the state of New York, nor is it authorized to do so. Contractual obligations are subject to the claims-paying ability of The Lincoln National Life Insurance Company.**

Contracts sold in New York are issued on variations of contract form 19476NY and amendment forms AR 450 or AR-450NYA and AR 451 or AR-451NYA by Lincoln Life & Annuity Company of New York, Syracuse, NY. **Contractual obligations are subject to the claimspaying ability of Lincoln Life & Annuity Company of New York.**

This material is provided by The Lincoln National Life Insurance Company, Fort Wayne, IN, and, in New York, Lincoln Life & Annuity Company of New York, Syracuse, NY, and their applicable affiliates (collectively referred to as "Lincoln"). This material is intended for general use with the public. Lincoln does not provide investment advice, and this material is not intended to provide investment advice. Lincoln has financial interests that are served by the sale of Lincoln programs, products, and services.